

Harvest results of main crops, 2018

Contents

Summary	1
Harvest results of main crops	1
Harvest results of vegetables and fruits	3
EU comparison	4

Summary

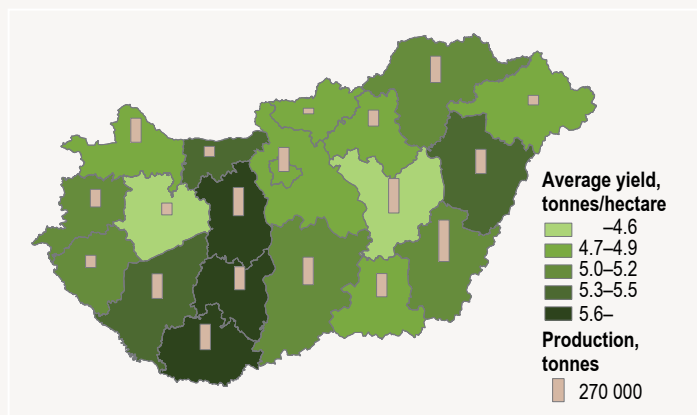
800 thousand tonnes more cereals were produced on a 49 thousand hectares smaller area in 2018 compared to 2017 according to preliminary data. The volume of precipitation as well as a rapid and lasting rise in temperature favourably influenced the development of maize, of which nearly 8 million tonnes were harvested. Four-tenths more apple was produced than in the previous year, which has been the second highest quantity since 2010.

Harvest results of main crops

The **wheat production** of 5.2 million tonnes was practically the same as in 2017. The production has exceeded 5 million tonnes every year since 2013. The harvested area rose above 1 million hectares again, which was an increase of 6.5% compared to 2017, however, it was 1.8% smaller than the average of the previous five years. The average yield (5.1 tonnes/hectare) was in line with the average of the previous 5 years.

Figure 1

Production and average yield of wheat by county, 2018*

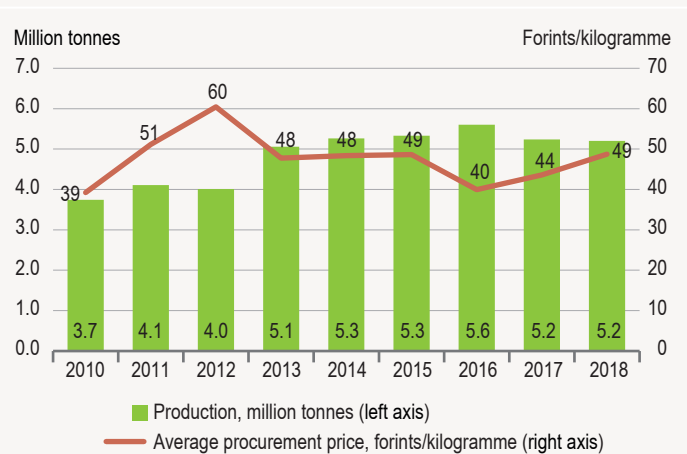


* Pest County together with Budapest.

The most wheat – over 10% of the national production – was produced in Békés County in 2018. Average yields were the highest in Baranya (6.0 tonnes/hectare) and Fejér (5.8 tonnes/hectare) Counties and the lowest in Jász-Nagykun-Szolnok County (4.5 tonnes/hectare).

Figure 2

Production and procurement price of wheat*



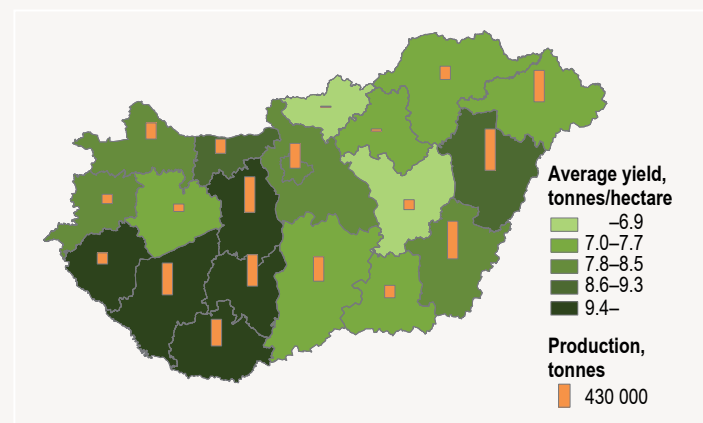
* Production data for 2018 are preliminary, procurement price data refer to January–November.

Almost the same quantity of wheat was procured from producers in the first 11 months of 2018 as in the same period of 2017. The procurement price was 48.7 forints/kilogramme, 12% higher than in the corresponding period of 2017.

The harvested area of **maize** fell below 1 million hectares again in 2018 (944 thousand hectares), which was a decrease of 4.5% over a year. Nearly 8 million tonnes of production was harvested, which was 18% higher than in 2017 and 4.3% more than the average of the previous five years, however, it was 8.8% lower than the outstanding production in 2016. The average yield was 8.4 tonnes per hectare, 24% higher than in the previous year but even so 2.2% lower than the record high in 2016.

Figure 3

Production and average yield of maize by county, 2018*

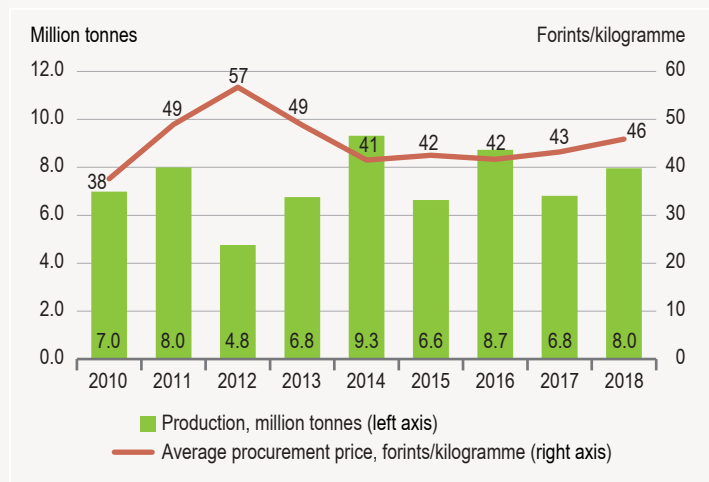


* Pest County together with Budapest.

Besides winter wheat maize is the other crop produced on the largest area in Hungary. Similarly to the previous years, in 2018 it was produced on the largest area in Hajdú-Bihar County (96 thousand hectares), which was followed by Szabolcs-Szatmár-Bereg County (95 thousand hectares). The largest quantity (860 thousand tonnes) was harvested in Hajdú-Bihar County, compared to which only 78 thousand tonnes less in Békés County. 21% of the national quantity, a total of 1.6 million tonnes were harvested in these two counties. The yield per hectare was the highest in Somogy County (10.6 tonnes), in addition to which the average yields were outstanding (above 9.4 tonnes/hectare) in Fejér, Tolna, Baranya and Zala Counties.

Figure 4

Production and procurement price of maize*



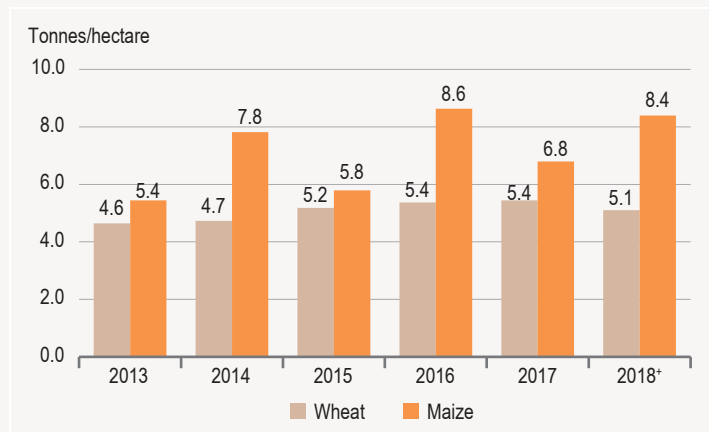
* Production data for 2018 are preliminary, procurement price data refer to January–November.

13% more maize was procured from producers in the first 11 months of 2018 than in the corresponding period of 2017. The procurement price was 45.9 forints/kilogramme, 6.2% higher than in the same period of 2017.

The yield of maize per hectare fluctuated to a much higher extent than that of wheat between 2013 and 2017, mainly due to weather circumstances in the growing season.

Figure 5

Average yield of wheat and maize



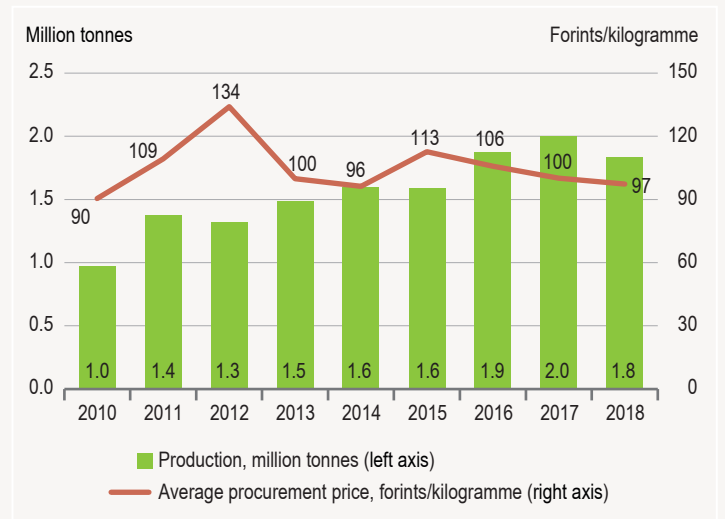
* Preliminary data.

Despite a rainy spring and a hot dry summer, **sunflower** producers could reach a favourable average yield of nearly 3 tonnes (2,960 kilogrammes/hectare) in 2018, which was 1.7% higher than in the previous year and 8.4% more than the average of the years 2013–2017. However, the production (1.8 million tonnes) was even so 9.4% less than in the previous year, since the harvested area (619 thousand hectares) was reduced by 11% or more than 75 thousand hectares.

21% more sunflower was procured from producers in the first 11 months of 2018 than in the corresponding period of 2017. The procurement price was 97.4 forints/kilogramme, 2.7% lower than in the same period of the previous year.

Figure 6

Production and procurement price of sunflower*

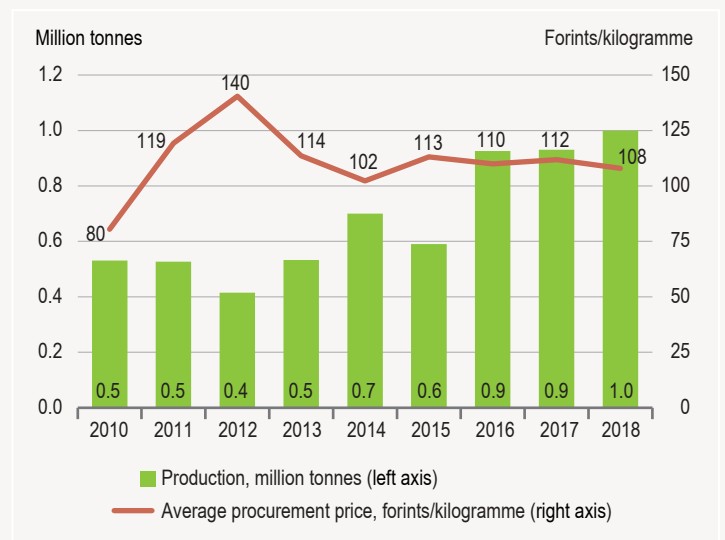


* Production data for 2018 are preliminary, procurement price data refer to January–November.

Rape was harvested from 331 thousand hectares in 2018, a 9.4% larger area than a year earlier, which was 39% larger than the average of the years 2013–2017. Besides the growing harvested area, the harvested production (1 million tonnes) was considerably, some 7.2% higher than in the previous year, and over one-third higher than the average of the previous five years. The average yield was 3.0 tonnes/hectare, merely 1.9% lower than in 2017.

Figure 7

Production and procurement price of rape*



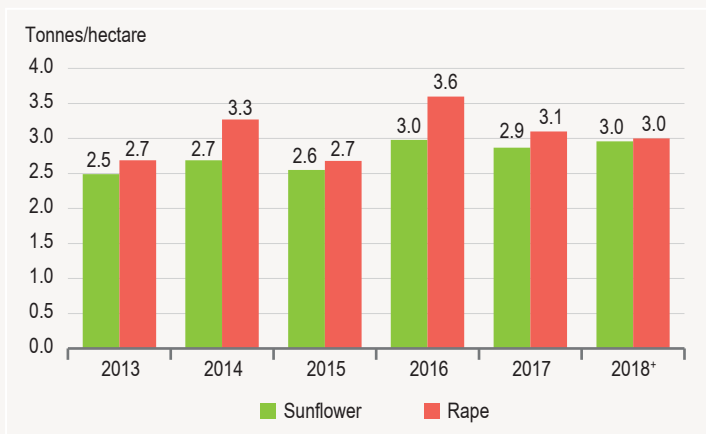
* Production data for 2018 are preliminary, procurement price data refer to January–November.

23% more rape was procured from producers in the first 11 months of 2018 than in the corresponding period of 2017. The procurement price was 107.9 forints/kilogramme, 3.4% lower than in the same period of 2017.

The average yield of both sunflower and rape fluctuated in the past five years. The highest average yield of rape per hectare was recorded for 2016 in this period.

Average yield of sunflower and rape

Figure 8

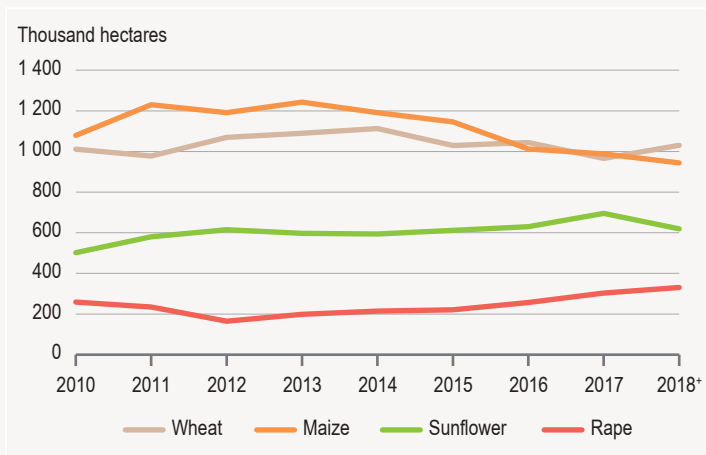


* Preliminary data.

Out of the four arable crops with the largest area, the areas of sunflower and rape show a slightly increasing trend in total, by contrast, the area of maize was reduced and that of wheat did not change considerably from 2010.

Harvested area of wheat, maize, sunflower and rape

Figure 9



* Preliminary data.

Potatoes are produced not only on arable land areas but also in kitchen gardens. Their pests increased in number owing to the dry and later the wet weather, which deteriorated the harvest results in 2018. The area harvested in the land use category of arable land has shown a continuous decrease for six years in a row: it was merely 13.4 thousand hectares in 2018, 8.7% less than in the previous year and 27% less than the average of the years 2013–2017. The harvested quantity of 305 thousand tonnes was 11% less than in 2017, and the average yield per hectare did not reach 23 tonnes.

17% less potatoes were procured from producers in the first 11 months of 2018 than in the corresponding period of 2017. The procurement price was 81 forints/kilogramme, 14% higher than one year earlier.

The harvested area of **sugar beet** remained below 16 thousand hectares, which was 15% smaller than in the previous year. So the area of the crop fell again to the level in 2015–2016. 942 thousand tonnes of sugar beet were harvested in 2018, 20% less than in the previous year. The average yield (59.3 tonnes/hectare) was 5.6% lower than in 2017 and 4.9% less than the average of the previous five years.

Harvest results of vegetables and fruits

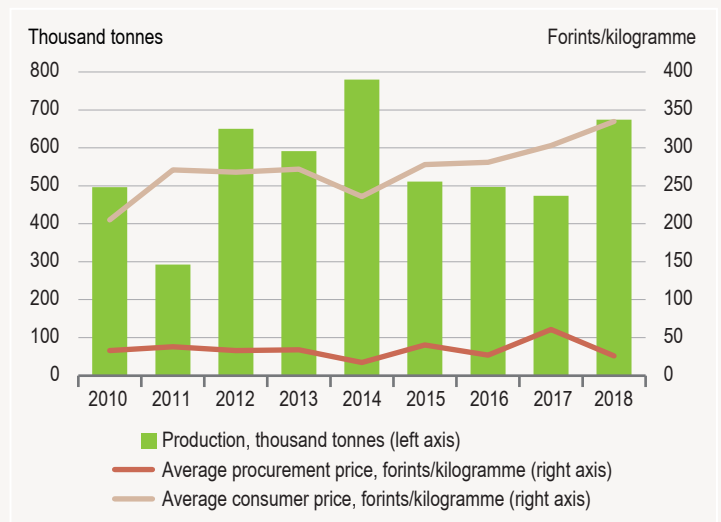
Out of vegetables the harvested production of **sweet corn** was 503 thousand tonnes based on preliminary data, 2.8% less than in the previous year.

The production of **tomatoes** was not influenced unfavourably by the extreme summer, the harvested quantity of 204 thousand tonnes was a rise of over 10% compared to 2017. In the case of **green peas**, however, the production decreased largely (by 30%) in 2018.

The production of **fruits** shows a varied picture: producers harvested 675 thousand tonnes of **apple** – representing the largest share of the production –, 42% more than in the previous year. This has been the second highest harvested quantity since 2010.

Figure 10

Production, average procurement price and annual average consumer price of apple*



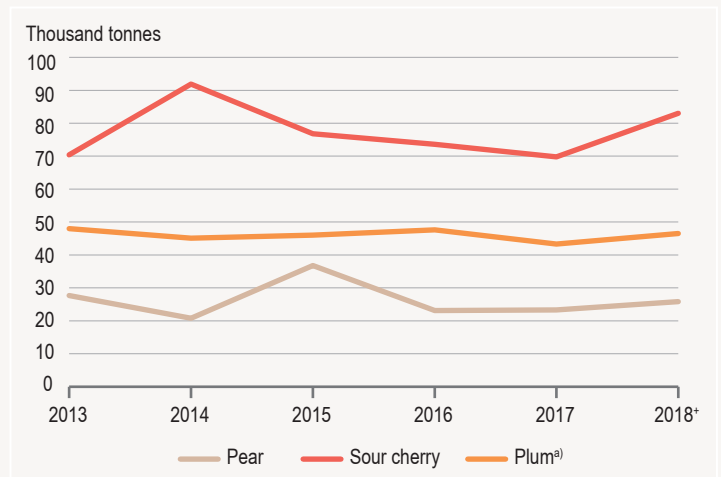
* Production data for 2018 are preliminary, procurement price data refer to January–November.

73% more apple was procured from producers in the first 11 months of 2018 than in the corresponding period of 2017. Due to the high level of production the procurement price fell, it was 25.9 forints/kilogramme on average, equal to 43% of the price a year earlier. The procurement price of apple fluctuates strongly year by year depending on the production, however, its average consumer price has risen continuously since 2015.

The harvested production of **sour cherry** was 83 thousand tonnes based on preliminary data, which outstanding quantity was a rise of 19% compared to the previous year. The **quantity of pear**, of which nearly 26 thousand tonnes were harvested last year, was 11% and that of **plum** (47 thousand tonnes) 7.4% higher than in the previous year.

Figure 11

Production of pear, sour cherry and plum



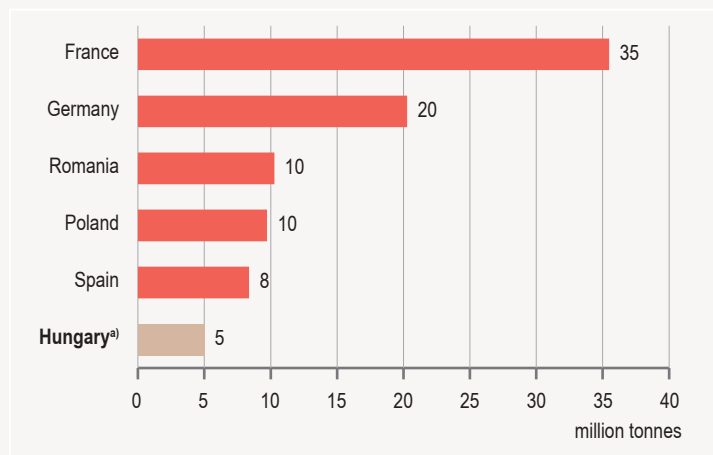
* Preliminary data.
a) Including greengage.

EU comparison

Wheat production in France was outstanding in the European Union in terms of both the total production and the yields per hectare. 40% more (6.9 tonnes) was harvested there from a hectare in 2018 than in Hungary.

Figure 12

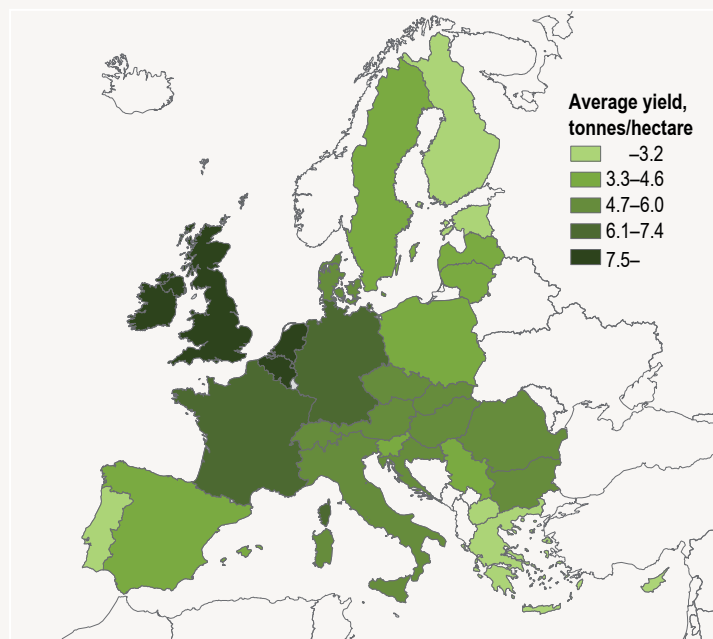
Production of wheat in EU member states producing most wheat, 2018⁺



Source: Eurostat.
⁺ Preliminary data.
^{a)} HCSO figure.

Figure 13

Average yield of wheat in European countries, 2018⁺



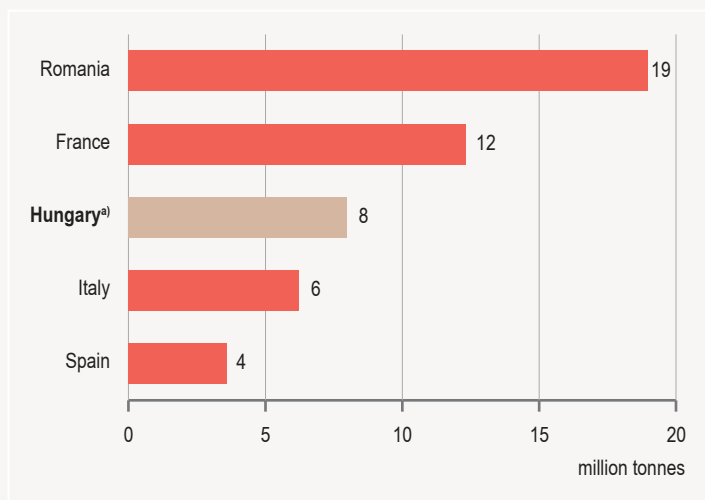
Source: Eurostat.
⁺ Preliminary data.

Out of EU member states in 2018, maize was produced on the largest area (2.4 million hectares) in Romania, which accounted for nearly 30% of the total area of maize within the EU. France was in the second place with a proportion of 17% and Hungary in the third with 12% in this comparison.

The five largest maize-producing countries in the EU produced 73% of the EU quantity. Both the quantity and the per hectare yield of maize produced in the regions of Northern Great Plain and Southern Great Plain are outstanding among regions of the European Union.

Figure 14

Production of maize in EU member states producing most maize, 2018⁺

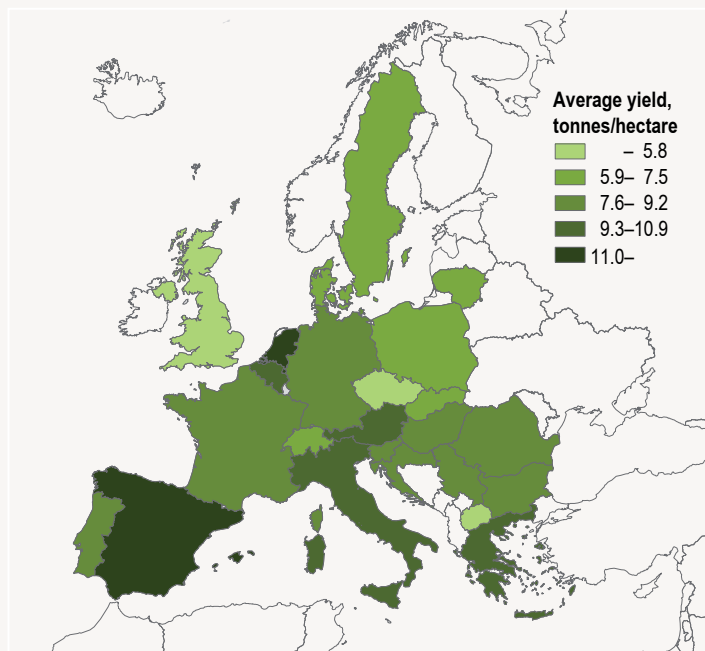


Source: Eurostat.
⁺ Preliminary data.
^{a)} HCSO figure.

The average yield of maize was 12.5 tonnes/hectare in the Netherlands, standing out among the rest of the member states. With an average yield of 8.4 tonnes/hectare Hungary was the ninth in the ranking of the member states. Producers reached the lowest yield (4.6 tonnes/hectare) in the United Kingdom.

Figure 15

Average yield of maize in European countries, 2018⁺

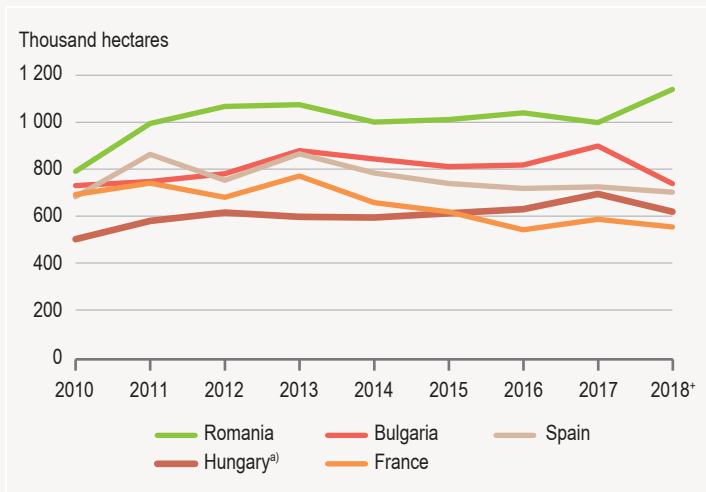


Source: Eurostat.
⁺ Preliminary data.

Out of the member states the most sunflower was produced in Romania in each of the last ten years, where more than a quarter (1.1 million hectares) of the total area in the EU can be found. The following places were taken by Bulgaria, Spain, Hungary and France, in this order.

Figure 16

EU member states with largest sunflower area

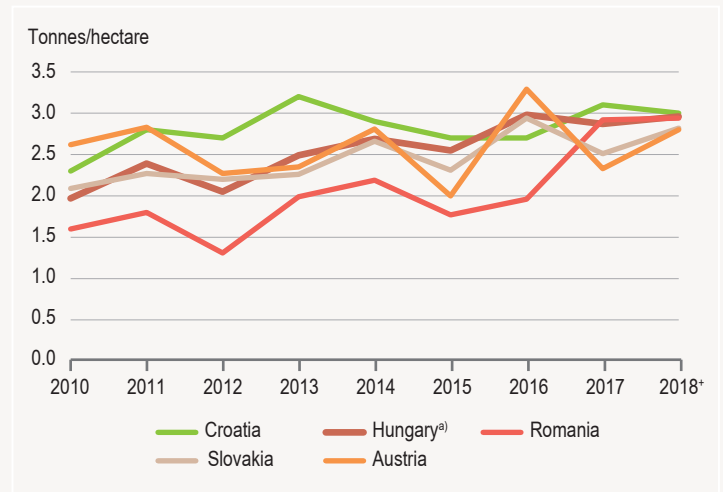


Source: Eurostat.
+ Preliminary data.
a) HCSO figures.

The average yield of sunflower shows an increasing trend in EU countries with a dominant share in the production, the quantity harvested from a hectare more or less evened up by member state by 2018. With 3.0 tonnes/hectare Croatia reached the highest average yield, Hungary lagging behind only slightly. Romania was the next with a yield of 2.9 tonnes/hectare, followed by Slovakia and Austria, with 2.8 tonnes/hectare each.

Figure 17

Sunflower-producing EU member states with highest average yield



Source: Eurostat.
+ Preliminary data.
a) HCSO figures.

Further data, information (links):

- [STADAT 4.1.20. Harvested area, total production and average yield of main field crops \(1990–\)](#)
- [STADAT 6.4.1.3. Cereals \(2000–\)](#)
- [STADAT 6.4.1.5. Production of maize \(2000–\)](#)
- [STADAT 6.4.1.10. Production of potatoes \(2000–\)](#)
- [STADAT 6.4.1.11. Production of sunflower seed \(2000–\)](#)
- [STADAT 6.4.1.12. Production of rape seed \(2000–\)](#)
- [STADAT 6.4.1.13. Production of sugar beet \(2000–\)](#)
- [STADAT 6.4.1.15. Production of lucerne hay \(2000–\)](#)

Methodology

Contact details:

kommunikacio@ksh.hu

[Contact us!](#)

Telephone: +36 (1) 345 6789

www.ksh.hu