

NCN grant UMO-2016/23/D/HS4/03067

Instytut Badań Edukacyjnych

Olga Zajkowska

Magdalena Rokicka

26.10.2018

Child Care Strategies Among Young Mothers

The Case of Poland



Motivation

- ▶ Very low fertility rate
- ▶ Low female labour market participation
- ▶ Lack of child care services (of good quality)
- ▶ Familializing policies - recent changes push women out of the labour market (maternity leave, kosiniakowe, 500+)



Data and identification strategy

- ▶ Polish Time Use Survey 2014
- ▶ Women aged 18-44 with children under 6 years old
- ▶ $n=4582$
- ▶ Care as primary activity
- ▶ Preliminary statistical analysis - mothers with children under 1
- ▶ 2SLS - joint estimation of care and work time - mothers with children under 6 years



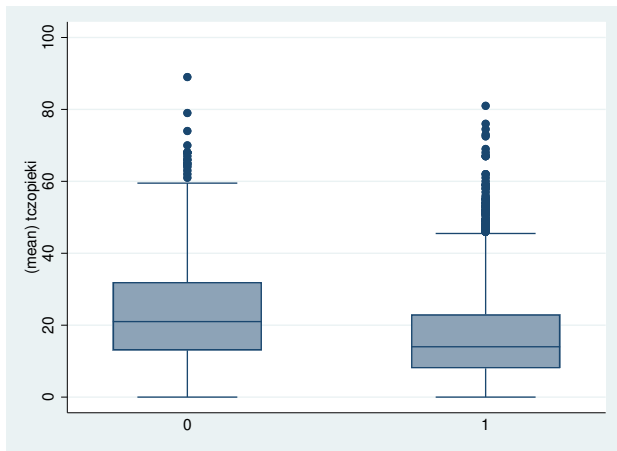
Basic statistics

- ▶ 55.20% of mothers having children under 6 claims usage of kindergarten
- ▶ 5.35% of mothers gets external help with childcare
- ▶ 21.56% of mothers with child under 1 year are on maternity leave



Care time

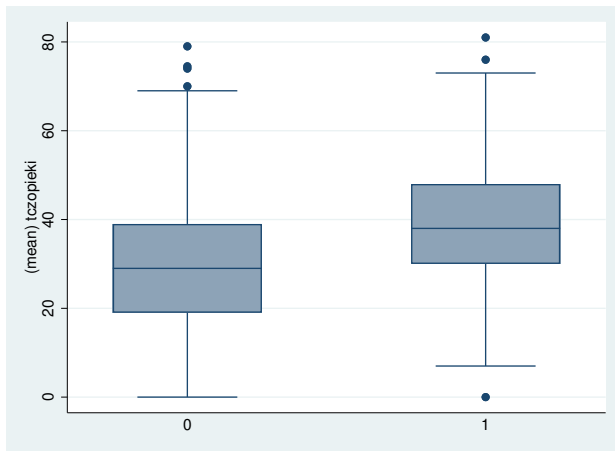
→ working and non-working mothers





Care time

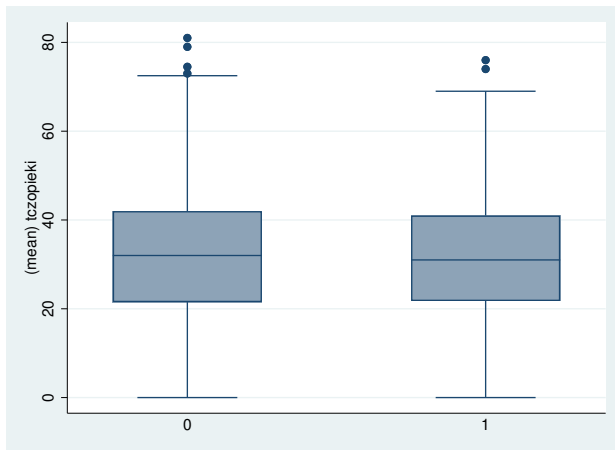
→ maternity leave takers and non-takers





Care time

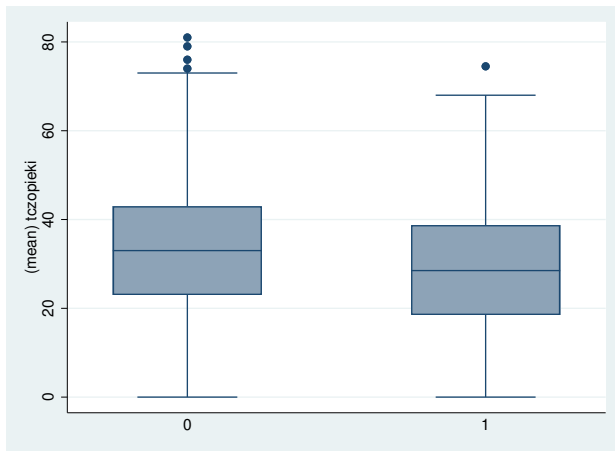
→ receivers and non-receivers
of external care





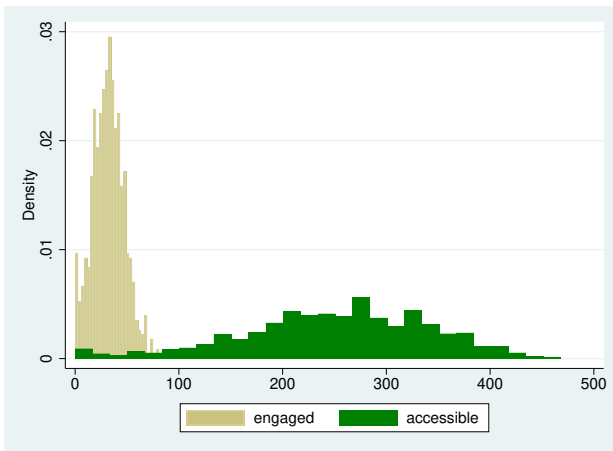
Care time

→ kindergarden users and non-users



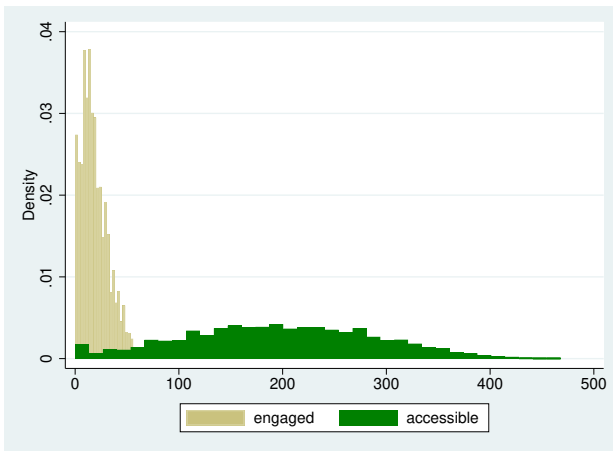


Engaged and accessible time with child → child under 1y





Engaged and accessible time with child → child under 6y





Care and work reconciliation -child under 1y

	Coef.	Std. Err.	z	$P > z$	[95% Conf. Interval]	
care time						
work time	-0.721	0.032	-22.290	0.000	-0.785	-0.658
age	-0.446	0.045	-9.890	0.000	-0.534	-0.358
partner	4.534	1.146	3.960	0.000	2.287	6.780
croch/kinderg	2.107	1.090	1.930	0.053	-0.029	4.242
external care	1.588	1.093	1.450	0.146	-0.554	3.730
const	43.320	1.813	23.890	0.000	39.766	46.873
work time						
care time	-0.579	0.024	-23.730	0.000	-0.627	-0.531
hh prod time	-0.355	0.040	-8.780	0.000	-0.434	-0.276
age	-0.108	0.041	-2.650	0.008	-0.188	-0.028
partner	3.183	0.980	3.250	0.001	1.263	5.103
croch/kinderg	4.362	0.910	4.790	0.000	2.579	6.146
external care	1.215	0.925	1.310	0.189	-0.598	3.028
const	28.671	1.942	14.770	0.000	24.865	32.476



Care and work reconciliation -child under 6y

	Coef.	Std. Err.	z	$P > z$	[95% Conf. Interval]	
care time						
work time	-0.4305	0.0114	-37.98	0.000	-0.4527	-0.4083
age	-0.2024	0.0402	-5.04	0.000	-0.2811	-0.1237
partner	2.2963	0.5576	4.12	0.000	1.2035	3.3892
croch/kinderg	-2.5853	0.4444	-5.82	0.000	-3.4563	-1.7142
external care	2.0270	0.4736	4.28	0.000	1.0986	2.9553
const	30.0034	1.2489	24.02	0.000	27.5556	32.4513
work time						
care time	-0.7947	0.0186	-42.81	0.000	-0.8311	-0.7583
hh prod time	-0.6411	0.0246	-26.08	0.000	-0.6893	-0.5929
age	0.2278	0.0494	4.61	0.000	0.1309	0.3247
partner	2.4981	0.6777	3.69	0.000	1.1698	3.8264
croch/kinderg	2.6520	0.5408	4.90	0.000	1.5920	3.7120
external care	2.8407	0.5737	4.95	0.000	1.7163	3.9651
const	28.4638	1.6413	17.34	0.000	25.2469	31.6807



Care and work reconciliation -child under 6y

	Coef.	Std. Err.	z	$P > z$	[95% Conf. Interval]	
time with child						
work time	-4.098	0.070	-58.400	0.000	-4.236	-3.961
age	0.008	0.249	0.030	0.974	-0.480	0.496
partner	22.093	3.462	6.380	0.000	15.307	28.879
croch/kinderg	-11.518	2.731	-4.220	0.000	-16.870	-6.165
external care	16.459	2.937	5.600	0.000	10.702	22.216
const	223.904	7.753	28.880	0.000	208.709	239.099
work time						
time with child	-0.144	0.002	-58.580	0.000	-0.149	-0.139
hh prod time	-0.320	0.021	-14.940	0.000	-0.362	-0.278
age	0.196	0.046	4.290	0.000	0.106	0.285
partner	3.272	0.631	5.180	0.000	2.034	4.509
croch/kinderg	0.693	0.499	1.390	0.164	-0.284	1.671
external care	2.914	0.533	5.460	0.000	1.868	3.959
const	35.002	1.519	23.040	0.000	32.024	37.980



Conclusions (1)

- ▶ Working mothers give more care, but the difference is relatively small
- ▶ Leave takers give more care
- ▶ External help in care seems to be more complementarity than substitute of care given by mothers
- ▶ Use of kindergarden/crochery does not reduce time allocated to care activities



Conclusions (2)

- ▶ Partner increases time allocated to care (!) - complementary
- ▶ Time allocated for childcare affects more work time than the other way around (reverse result for children under 1)
- ▶ Mechanisms of family and work life reconciliation still unclear
→ external constraints rather than chosen strategies
- ▶ Time with child vs. childcare
- ▶ Effect of kindergarten goes through time with child channel (not labour supply channel)